



# Handout

## For SmartEdge elite WA 001

Integrative Organisational Solutions for Laboratory Workstations





## SmartEdge elite WA 001



SmartEdge elite WA 001 in a WALDNER SCALA fume hood, Slot rails are not included in the scope of delivery.

The SmartEdge elite WA 001 is compatible with all of the following Waldner SCALA fume hoods:

- Bench-mounted fume hood with rear wall installation
- Secuflow bench-mounted fume hood with rear wall installation
- Low ceiling bench-mounted fume hood with rear wall installation
- Secuflow low ceiling bench-mounted fume hood with rear wall installation
- Secuflow bench-mounted fume hood with side installation
- Secuflow low ceiling bench-mounted fume hood with side installation
- Walk-in fume hood with side installation



SmartEdge elite WA 001 in a WALDNER SCALA fume hood, Slot rails, demonstrators and modules are not included in the scope of delivery.

The SmartEdge elite WA 001 is a modular organization system for installation in WALDNER laboratory fume hood of the SCALA series. It consists of two stainless steel L-profiles that are permanently connected to the stand mounts on the rear wall of the fume hood. The system allows flexible adaptation to the width and type of the respective fume hood.

The L-profiles can be mounted either on the outer stand rod holders on the left and right or, if available, on the middle rows of rod holders. This allows configuration across the entire width or only across parts of the fume hood rear wall.

Cross connectors in the form of precision-manufactured slot rails create a highly variable organizational surface on the rear wall of the fume hood, which can be adapted precisely to individual work requirements and the existing fume hood architecture. All modules are fully compatible with the slot rails for SmartEdge elite WA 001. (Slot rails and modules are not included in the scope of delivery.)

The SmartEdge elite WA 001 ensures stable mounting, high load capacity, and efficient use of space in WALDNER SCALA series laboratory fume hoods.

The functionality of the fume hood is not restricted by the installation of the SmartEdge elite WA 001.

No structural changes to the fume hood are required for the installation of the Smart Edge elite WA 001. After dismantling the SmartEdge elite WA 001, the fume hood is returned to its original condition.


Item	Type	PU	Item no.	Price in EUR
SmartEdge elite WA 001	elite	1	04009	229,99



## Configuration and selection of your SmartEdge elite WA 001 for Waldner SCALA

1. Check whether your fume hood is equipped with a rear wall installation or a side installation.
2. Each laboratory fume hood has a specific width. You can find this width on the type plate of the fume hood. Typically (except in the case of customised designs), fume hoods have dimensions of 1200 mm, 1500 mm, 1800 mm, 2100 or 2400 mm.
3. The two stainless steel L-profiles can be used for **all** fume hood widths. Depending on the width of the fume hood and the desired position of the L-profiles, you can select the required number of matching slot rails.
4. Please note that the stainless steel L-profiles can be fixed in a total of 49 different mounting positions on the stand rod holders, depending on the fume hood width and the selected installation position.

### Waldner SCALA fume hood with rear wall installation - Width 1200 mm




Fume hoods with a width of 1200 mm have three rows (A, B and C) of stand rod holders.

To connect the outer rows of stand rod holders (A-C), select the required number of slot rails with a width of 1101 mm.

*\* Image for illustrative purposes only*

Item	Type	PU	Item no.	Price in EUR
SmartEdge elite WA 001	elite	1	04009	229,99
Slot rail for SmartEdge WA 001	1101 mm (A-C)	1	04320	69,99

### Waldner SCALA fume hood with rear wall installation - Width 1200 mm



Fume hoods with a width of 1200 mm have three rows (A, B and C) of stand rod holders.


To connect the middle row of stand rod holders with one of the outer rows (A-B, B-C), select the required number of slot rails with a width of 613 mm.

*\* Image for illustrative purposes only*

Item	Type	PU	Item no.	Price in EUR
SmartEdge elite WA 001	elite	1	04009	229,99
Slot rail for SmartEdge WA 001	613 mm (A-B, B-C)	1	04307	54,99



## Waldner SCALA fume hood with side installation - Width 1200 mm



Fume hoods with a width of 1200 mm have three rows (A, B and C) of stand rod holders.

To connect the outer rows of stand rod holders (A-C), select the required number of slot rails with a width of 901 mm.

*\* Image for illustrative purposes only*

Item	Type	PU	Item no.	Price in EUR
SmartEdge elite WA 001	elite	1	04009	229,99
Slot rail for SmartEdge WA 001	901 mm (A-C)	1	04318	64,99

## Waldner SCALA fume hood with side installation - Width 1200 mm



Fume hoods with a width of 1200 mm have three rows (A, B and C) of stand rod holders.


To connect the middle row of stand rod holders with one of the outer rows (A-B, B-C), select the required number of slot rails with a width of 513 mm.

*\* Image for illustrative purposes only*

Item	Type	PU	Item no.	Price in EUR
SmartEdge elite WA 001	elite	1	04009	229,99
Slot rail for SmartEdge WA 001	513 mm (A-B, B-C)	1	04304	49,99



### Waldner SCALA fume hood with rear wall installation - Width 1500 mm




Fume hoods with a width of 1500 mm have three rows (A, B and C) of stand rod holders.

To connect the outer rows of stand rod holders (A-C), select the required number of slot rails with a width of 1401 mm.

*\* Image for illustrative purposes only*

Item	Type	PU	Item no.	Price in EUR
SmartEdge elite WA 001	elite	1	04009	229,99
Slot rail for SmartEdge WA 001	1401 mm (A-C)	1	04327	79,99

### Waldner SCALA fume hood with rear wall installation - Width 1500 mm



Fume hoods with a width of 1500 mm have three rows (A, B and C) of stand rod holders.


To connect the middle row of stand rod holders with one of the outer rows (A-B, B-C), select the required number of slot rails with a width of 763 mm.

*\* Image for illustrative purposes only*

Item	Type	PU	Item no.	Price in EUR
SmartEdge elite WA 001	elite	1	04009	229,99
Slot rail for SmartEdge WA 001	763 mm (A-B, B-C)	1	04314	59,99



### Waldner SCALA fume hood with side installation - Width 1500 mm




Fume hoods with a width of 1500 mm have four rows (A, B, C and D) of stand rod holders.

To connect the outer rows of stand rod holders (A-D), select the required number of slot rails with a width of 1200 mm.

*\* Image for illustrative purposes only*

Item	Type	PU	Item no.	Price in EUR
SmartEdge elite WA 001	elite	1	04009	229,99
Slot rail for SmartEdge WA 001	1200 mm (A-D)	1	04322	74,99

### Waldner SCALA fume hood with side installation - Width 1500 mm



Fume hoods with a width of 1500 mm have four rows (A, B, C and D) of stand rod holders.

To connect the stand rod holders in such a way that one outer row of stand rod holders remains free (A-C, B-D), select the required number of slot rails with a width of 850 mm.

*\* Image for illustrative purposes only*

Item	Type	PU	Item no.	Price in EUR
SmartEdge elite WA 001	elite	1	04009	229,99
Slot rail for SmartEdge WA 001	850 mm (A-C, B-D)	1	04317	59,99



### Waldner SCALA fume hood with side installation - Width 1500 mm




Fume hoods with a width of 1500 mm have four rows (A, B, C and D) of stand rod holders.

To connect the two left or the two right rows of stand rod holders (A-B, C-D), select the required number of slot rails with a width of 475 mm.

*\* Image for illustrative purposes only*

Item	Type	PU	Item no.	Price in EUR
SmartEdge elite WA 001	elite	1	04009	229,99
Slot rail for SmartEdge WA 001	475 mm (A-B, C-D)	1	04302	49,99

### Waldner SCALA fume hood with side installation - Width 1500 mm



Fume hoods with a width of 1500 mm have four rows (A, B, C and D) of stand rod holders.


To connect the two middle rows of stand rod holders (B-C), select the required number of slot rails with a width of 500 mm.

*\* Image for illustrative purposes only*

Item	Type	PU	Item no.	Price in EUR
SmartEdge elite WA 001	elite	1	04009	229,99
Slot rail for SmartEdge WA 001	500 mm (B-C)	1	04303	49,99



### Waldner SCALA fume hood with rear wall installation - Width 1800 mm




Fume hoods with a width of 1800 mm have four rows (A, B, C and D) of stand rod holders.

To connect the outer rows of stand rod holders (A-D), select the required number of slot rails with a width of 1701 mm.

*\* Image for illustrative purposes only*

Item	Type	PU	Item no.	Price in EUR
SmartEdge elite WA 001	elite	1	04009	229,99
Slot rail for SmartEdge WA 001	1701 mm (A-D)	1	04330	89,99

### Waldner SCALA fume hood with rear wall installation - Width 1800 mm



Fume hoods with a width of 1800 mm have four rows (A, B, C and D) of stand rod holders.

To connect the stand rod holders in such a way that one outer row of stand rod holders remains free (A-C, B-D), select the required number of slot rails with a width of 1207 mm.

*\* Image for illustrative purposes only*

Item	Type	PU	Item no.	Price in EUR
SmartEdge elite WA 001	elite	1	04009	229,99
Slot rail for SmartEdge WA 001	1207 mm (A-C, B-D)	1	04324	74,99



### Waldner SCALA fume hood with rear wall installation - Width 1800 mm




Fume hoods with a width of 1800 mm have four rows (A, B, C and D) of stand rod holders.

To connect the two left or the two right rows of stand rod holders (A-B, C-D), select the required number of slot rails with a width of 619 mm.

*\* Image for illustrative purposes only*

Item	Type	PU	Item no.	Price in EUR
SmartEdge elite WA 001	elite	1	04009	229,99
Slot rail for SmartEdge WA 001	619 mm (A-B, C-D)	1	04308	54,99

### Waldner SCALA fume hood with rear wall installation - Width 1800 mm



Fume hoods with a width of 1800 mm have four rows (A, B, C and D) of stand rod holders.


To connect the two middle rows of stand rod holders (B-C), select the required number of slot rails with a width of 713 mm.

*\* Image for illustrative purposes only*

Item	Type	PU	Item no.	Price in EUR
SmartEdge elite WA 001	elite	1	04009	229,99
Slot rail for SmartEdge WA 001	713 mm (B-C)	1	04312	54,99



### Waldner SCALA fume hood with side installation - Width 1800 mm



Fume hoods with a width of 1800 mm have four rows (A, B, C and D) of stand rod holders.

To connect the outer rows of stand rod holders (A-D), select the required number of slot rails with a width of 1500 mm.

*\* Image for illustrative purposes only*

Item	Type	PU	Item no.	Price in EUR
SmartEdge elite WA 001	elite	1	04009	229,99
Slot rail for SmartEdge WA 001	1500 mm (A-D)	1	04328	84,99

### Waldner SCALA fume hood with side installation - Width 1800 mm



Fume hoods with a width of 1800 mm have four rows (A, B, C and D) of stand rod holders.

To connect the stand rod holders in such a way that one outer row of stand rod holders remains free (A-C, B-D), select the required number of slot rails with a width of 1100 mm.

*\* Image for illustrative purposes only*

Item	Type	PU	Item no.	Price in EUR
SmartEdge elite WA 001	elite	1	04009	229,99
Slot rail for SmartEdge WA 001	1100 mm (A-C, B-D)	1	04319	69,99



### Waldner SCALA fume hood with side installation - Width 1800 mm




Fume hoods with a width of 1800 mm have four rows (A, B, C and D) of stand rod holders.

To connect the two left or the two right rows of stand rod holders (A-B, C-D), select the required number of slot rails with a width of 525 mm.

*\* Image for illustrative purposes only*

Item	Type	PU	Item no.	Price in EUR
SmartEdge elite WA 001	elite	1	04009	229,99
Slot rail for SmartEdge WA 001	525 mm (A-B, C-D)	1	04305	49,99

### Waldner SCALA fume hood with side installation - Width 1800 mm



Fume hoods with a width of 1800 mm have four rows (A, B, C and D) of stand rod holders.


To connect the two middle rows of stand rod holders (B-C), select the required number of slot rails with a width of 700 mm.

*\* Image for illustrative purposes only*

Item	Type	PU	Item no.	Price in EUR
SmartEdge elite WA 001	elite	1	04009	229,99
Slot rail for SmartEdge WA 001	700 mm (B-C)	1	04311	54,99



### Waldner SCALA fume hood with rear wall installation - Width 2100 mm




Fume hoods with a width of 2100 mm have four rows (A, B, C and D) of stand rod holders.

To connect the outer rows of stand rod holders (A-D), select the required number of slot rails with a width of 2001 mm.

*\* Image for illustrative purposes only*

Item	Type	PU	Item no.	Price in EUR
SmartEdge elite WA 001	elite	1	04009	229,99
Slot rail for SmartEdge WA 001	2001 mm (A-D)	1	04332	99,99

### Waldner SCALA fume hood with rear wall installation - Width 2100 mm



Fume hoods with a width of 2100 mm have four rows (A, B, C and D) of stand rod holders.


To connect the stand rod holders in such a way that one outer row of stand rod holders remains free (A-C, B-D), select the required number of slot rails with a width of 1357 mm.

*\* Image for illustrative purposes only*

Item	Type	PU	Item no.	Price in EUR
SmartEdge elite WA 001	elite	1	04009	229,99
Slot rail for SmartEdge WA 001	1357 mm (A-C, B-D)	1	04326	79,99



### Waldner SCALA fume hood with rear wall installation - Width 2100 mm




Fume hoods with a width of 2100 mm have four rows (A, B, C and D) of stand rod holders.

To connect the two left or the two right rows of stand rod holders (A-B, C-D), select the required number of slot rails with a width of 769 mm.

*\* Image for illustrative purposes only*

Item	Type	PU	Item no.	Price in EUR
SmartEdge elite WA 001	elite	1	04009	229,99
Slot rail for SmartEdge WA 001	769 mm (A-B, C-D)	1	04315	59,99

### Waldner SCALA fume hood with rear wall installation - Width 2100 mm



Fume hoods with a width of 2100 mm have four rows (A, B, C and D) of stand rod holders.


To connect the two middle rows of stand rod holders (B-C), select the required number of slot rails with a width of 713 mm.

*\* Image for illustrative purposes only*

Item	Type	PU	Item no.	Price in EUR
SmartEdge elite WA 001	elite	1	04009	229,99
Slot rail for SmartEdge WA 001	713 mm (B-C)	1	04313	54,99



### Waldner SCALA fume hood with side installation - Width 2100 mm




Fume hoods with a width of 2100 mm have four rows (A, B, C and D) of stand rod holders.

To connect the outer rows of stand rod holders (A-D), select the required number of slot rails with a width of 1800 mm.

*\* Image for illustrative purposes only*

Item	Type	PU	Item no.	Price in EUR
SmartEdge elite WA 001	elite	1	04009	229,99
Slot rail for SmartEdge WA 001	1800 mm (A-D)	1	04331	94,99

### Waldner SCALA fume hood with side installation - Width 2100 mm



Fume hoods with a width of 2100 mm have four rows (A, B, C and D) of stand rod holders.

To connect the stand rod holders in such a way that one outer row of stand rod holders remains free (A-C, B-D), select the required number of slot rails with a width of 1300 mm.

*\* Image for illustrative purposes only*

Item	Type	PU	Item no.	Price in EUR
SmartEdge elite WA 001	elite	1	04009	229,99
Slot rail for SmartEdge WA 001	1300 mm (A-C, B-D)	1	04325	74,99



### Waldner SCALA fume hood with side installation - Width 2100 mm




Fume hoods with a width of 2100 mm have four rows (A, B, C and D) of stand rod holders.

To connect the two left or the two right rows of stand rod holders (A-B, C-D), select the required number of slot rails with a width of 625 mm.

*\* Image for illustrative purposes only*

Item	Type	PU	Item no.	Price in EUR
SmartEdge elite WA 001	elite	1	04009	229,99
Slot rail for SmartEdge WA 001	625 mm (A-B, C-D)	1	04309	54,99

### Waldner SCALA fume hood with side installation - Width 2100 mm



Fume hoods with a width of 2100 mm have four rows (A, B, C and D) of stand rod holders.


To connect the two middle rows of stand rod holders (B-C), select the required number of slot rails with a width of 800 mm.

*\* Image for illustrative purposes only*

Item	Type	PU	Item no.	Price in EUR
SmartEdge elite WA 001	elite	1	04009	229,99
Slot rail for SmartEdge WA 001	800 mm (B-C)	1	04316	59,99



### Waldner SCALA fume hood with side installation - Width 2400 mm




Fume hoods with a width of 2400 mm have five rows (A, B, C, D and E) of stand rod holders.

To connect the outer rows of stand rod holders (A-E), select the required number of slot rails with a width of 2101 mm.

*\* Image for illustrative purposes only*

Item	Type	PU	Item no.	Price in EUR
SmartEdge elite WA 001	elite	1	04009	229,99
Slot rail for SmartEdge WA 001	2101 mm (A-E)	1	04333	99,99

### Waldner SCALA fume hood with side installation - Width 2400 mm



Fume hoods with a width of 2400 mm have five rows (A, B, C, D and E) of stand rod holders.


To connect the stand rod holders in such a way that one outer row of stand rod holders remains free (A-D, B-E), select the required number of slot rails with a width of 1651 mm.

*\* Image for illustrative purposes only*

Item	Type	PU	Item no.	Price in EUR
SmartEdge elite WA 001	elite	1	04009	229,99
Slot rail for SmartEdge WA 001	1651 mm (A-D, B-E)	1	04329	89,99



### Waldner SCALA fume hood with side installation - Width 2400 mm




Fume hoods with a width of 2400 mm have five rows (A, B, C, D and E) of stand rod holders.

To connect the three left or three right rows of stand rod holders (A-C, C-E), select the required number of slot rails with a width of 1113 mm.

*\* Image for illustrative purposes only*

Item	Type	PU	Item no.	Price in EUR
SmartEdge elite WA 001	elite	1	04009	229,99
Slot rail for SmartEdge WA 001	1113 mm (A-C, C-E)	1	04321	69,99

### Waldner SCALA fume hood with side installation - Width 2400 mm



Fume hoods with a width of 2400 mm have five rows (A, B, C, D and E) of stand rod holders.


To connect the two outer left or the two outer right rows of stand rod holders (A-B, D-E), select the required number of slot rails with a width of 575 mm.

*\* Image for illustrative purposes only*

Item	Type	PU	Item no.	Price in EUR
SmartEdge elite WA 001	elite	1	04009	229,99
Slot rail for SmartEdge WA 001	575 mm (A-B, D-E)	1	04306	49,99



### Waldner SCALA fume hood with side installation - Width 2400 mm




Fume hoods with a width of 2400 mm have five rows (A, B, C, D and E) of stand rod holders.

To connect the three middle rows of stand rod holders (B-D), select the required number of slot rails with a width of 1201 mm.

*\* Image for illustrative purposes only*

Item	Type	PU	Item no.	Price in EUR
SmartEdge elite WA 001	elite	1	04009	229,99
Slot rail for SmartEdge WA 001	1201 mm (B-D)	1	04323	74,99

### Waldner SCALA fume hood with side installation - Width 2400 mm



Fume hoods with a width of 2400 mm have five rows (A, B, C, D and E) of stand rod holders.

To connect the second and third or the third and fourth rows of stand rod holders (B-C, C-D), select the required number of slot rails with a width of 663 mm.

*\* Image for illustrative purposes only*

Item	Type	PU	Item no.	Price in EUR
SmartEdge elite WA 001	elite	1	04009	229,99
Slot rail for SmartEdge WA 001	663 mm (B-C, C-D)	1	04310	54,99



## Slot rails for SmartEdge elite WA 001

The slot rail can be inserted at various positions within the SmartEdge elite WA 001. A larger number of slot rails provides more options for module placement through optimal vertical arrangement, offering greater flexibility for personalising the SmartEdge and adapting the module configuration to the individual needs of each user.

Item	Type	PU	Item no.	Price in EUR
Slot rail for SmartEdge WA 001	in RWI 1200 A-C	1	04320	69,99
Slot rail for SmartEdge WA 001	in RWI 1200 A-B or B-C	1	04307	54,99
Slot rail for SmartEdge WA 001	in SI 1200 A-C	1	04318	64,99
Slot rail for SmartEdge WA 001	in SI 1200 A-B or B-C	1	04304	49,99
Slot rail for SmartEdge WA 001	in RWI 1500 A-C	1	04327	79,99
Slot rail for SmartEdge WA 001	in RWI 1500 A-B or B-C	1	04314	59,99
Slot rail for SmartEdge WA 001	in SI 1500 A-D	1	04322	74,99
Slot rail for SmartEdge WA 001	in SI 1500 B-C	1	04303	49,99
Slot rail for SmartEdge WA 001	in SI 1500 A-B or C-D	1	04302	49,99
Slot rail for SmartEdge WA 001	in SI 1500 A-C or B-D	1	04317	59,99
Slot rail for SmartEdge WA 001	in RWI 800 A-D	1	04330	89,99
Slot rail for SmartEdge WA 001	in RWI 1800 B-C	1	04312	54,99
Slot rail for SmartEdge WA 001	in RWI 1800 A-B or C-D	1	04308	54,99
Slot rail for SmartEdge WA 001	in RWI 1800 A-C or B-D	1	04324	74,99
Slot rail for SmartEdge WA 001	in SI 1800 A-D	1	04328	84,99
Slot rail for SmartEdge WA 001	in SI 1800 B-C	1	04311	54,99
Slot rail for SmartEdge WA 001	in SI 1800 A-B or C-D	1	04305	49,99
Slot rail for SmartEdge WA 001	in SI 1800 A-C or B-D	1	04319	69,99
Slot rail for SmartEdge WA 001	in RWI 2100 A-D	1	04332	99,99
Slot rail for SmartEdge WA 001	in RWI 2100 B-C	1	04313	54,99
Slot rail for SmartEdge WA 001	in RWI 2100 A-B or C-D	1	04315	59,99
Slot rail for SmartEdge WA 001	in RWI 2100 A-C or B-D	1	04326	79,99
Slot rail for SmartEdge WA 001	in SI 2100 A-D	1	04331	94,99
Slot rail for SmartEdge WA 001	in SI 2100 B-C	1	04316	59,99
Slot rail for SmartEdge WA 001	in SI 2100 A-B or C-D	1	04309	54,99
Slot rail for SmartEdge WA 001	in SI 2100 A-C or B-D	1	04325	74,99
Slot rail for SmartEdge WA 001	in SI 2400 A-E	1	04333	99,99
Slot rail for SmartEdge WA 001	in SI 2400 B-D	1	04323	74,99
Slot rail for SmartEdge WA 001	in SI 2400 A-B or D-E	1	04306	49,99
Slot rail for SmartEdge WA 001	in SI 2400 B-C or C-D	1	04310	54,99
Slot rail for SmartEdge WA 001	in SI 2400 A-C or C-E	1	04321	69,99
Slot rail for SmartEdge WA 001	in SI 2400 A-D or B-E	1	04329	89,99

# Technical Information

## Technical information:

- All products are washable with water and mild detergent.
- In addition all components can be wiped with alcohol-based disinfectants.
- The plastics and metals used are 100% recyclable.
- Our products are autoclavable up to 134 °C and 3 bar.
- The plastic elements are resistant to heat deformation under normal laboratory conditions.
- To gently clean the anodised aluminium rail, we recommend using a pH-neutral hand-washing detergent. Ensure that the hand wash detergent is odourless and contains no perfumes, greases or additives. Clean the slot rail by hand and rinse thoroughly with clean water.

## Note on joint tolerances for ST14:

- Maximum outside diameter at the narrowest point of the cone joint: 17.2 mm (larger diameters are too wide for the holder and cannot be held)
- Minimum outer diameter at the widest point of the cone joint: 18.0 mm (smaller diameters are too narrow for the holder and would fall out)

## Note on joint tolerances for ST29:

- Maximum outside diameter at the narrowest point of the cone joint: 31.4 mm (larger diameters are too wide for the holder and cannot be held)
- Minimum outer diameter at the widest point of the cone joint: 32.8 mm (smaller diameters are too narrow for the holder and would fall out)

**IMPORTANT TO NOTE:** The products of the SmartIntegrate line, the SmartRack® and SmartRack® mini as well as the SmartCase and SmartStand are not suitable for the permanent storage of hazardous substances.

We reserve the right to make technical changes, material or model changes, errors and misprints excepted. If you have any further questions, please do not hesitate to contact us at [contact@better-basics.de](mailto:contact@better-basics.de).

## For more detailed information, please visit our website:

Functionality of SLS 3D printing:	<a href="http://www.sls-3d-printing.better-basics-laborbedarf.de">www.sls-3d-printing.better-basics-laborbedarf.de</a>
Resistance to UV light:	<a href="http://www.uv-resistance.better-basics-laborbedarf.de">www.uv-resistance.better-basics-laborbedarf.de</a>
Resistance to aggressive media:	<a href="http://www.material-resistance.better-basics-laborbedarf.de">www.material-resistance.better-basics-laborbedarf.de</a>
Sustainability and design-efficient manufacturing:	<a href="http://www.sustainability.better-basics-laborbedarf.de">www.sustainability.better-basics-laborbedarf.de</a>

Net prices plus statutory VAT. | Valid from 01.01.2026

The general terms and conditions of Better Basics Laborbedarf GmbH apply.



Photo: Building of the Better Basics Laborbedarf GmbH in Dresden

## YOU ARE INTERESTED IN OUR PRODUCTS OR YOU HAVE FURTHER QUESTIONS?

Get in touch with us:

[contact@better-basics.de](mailto:contact@better-basics.de)

You can also find more information and news about our product innovations at

[www.Better-Basics-Laborbedarf.de](http://www.Better-Basics-Laborbedarf.de)

### **Better Basics Laborbedarf GmbH**

Loebtauer Str. 69

01159 Dresden

Germany

T: +49 (0) 178 9617 577 (Direct customers)

T: +49 (0) 176 6233 8026 (Sales partners)

E: [contact@better-basics.de](mailto:contact@better-basics.de)

W: [www.Better-Basics-Laborbedarf.de](http://www.Better-Basics-Laborbedarf.de)

### **Our request to you**

Our products such as our SmartRack® and our SmartIntegrate products are only as good as their users. With our roots in the Leibniz Institute for Polymer Research Dresden, our company Better Basics Laborbedarf stands for the tradition of "Made in Germany" quality. We feel in multiple aspects committed to this quality label for German companies, which stands for high innovative strength. Even beyond our product catalogue, the same applies for us at Better Basics: Just contact us if you have ideas for extensions or improvements or if you notice something in your daily laboratory routine that we should optimise right away.

We want to create the best possible working environment for you in the laboratory and we are grateful for any comments and inspiration. We can jointly shape the future of laboratory work by cooperating with scientists and researchers. Just like you, we're always looking for a way to make our world a little better every day.

### **Impress:**

Better Basics Laborbedarf GmbH  
Loebtauer Str. 69, G-01159 Dresden

E-Mail: [info@better-basics.de](mailto:info@better-basics.de)

CEO: Mario Schneider

Commercial register: HRB 39524; Register court: Amtsgericht Dresden

VAT registration number: DE327508812

